








# 2017093 KZN Trafalgar Property Management Junior Open MS

## Box 1

				1.	2.	3.	4.	5.	6.	7.
TSA011375	WP		1. [1] PERSAD Jahar		3-6, 7-5, 7-10	6-3, 6-4	6-3, 6-2	6-2, 6-1	1-6, 6-2, 10-7	1-6, 3-6
TSA011384	KZN		2. [2] HARTMANN Richard	6-3, 5-7, 10-7		6-0, 6-1	6-2, 6-2	6-1, 6-1	6-2, 6-1	2-6, 3-6
TSA001554	KZN		3. SHANGE Zakhe	3-6, 4-6	0-6, 1-6		0-6, 1-6	1-6, 4-6	3-6, 3-6	1-6, 2-6
TSA670137	KZN		4. COTTON Clynton	3-6, 2-6	2-6, 2-6	6-0, 6-1		6-0, 1-6, 6-10	2-6, 6-7	0-6, 0-6
TSA931191			5. BERGOVER Quintin	2-6, 1-6	1-6, 1-6	6-1, 6-4	0-6, 6-1, 10-6		2-6, 4-6	2-6, 0-6
TSA800100			6. VAN DER MERWE Ryan	6-1, 2-6, 7-10	2-6, 1-6	6-3, 6-3	6-2, 7-6	6-2, 6-4		1-6, 2-6
TSA930514			7. WALKER Chris	6-1, 6-3	6-2, 6-3	6-1, 6-2	6-0, 6-0	6-2, 6-0	6-1, 6-2	

### Standings

	Points	Wins	Losses	Sets	Games
1. Chris WALKER	12	6	0	12 - 0 (100%)	72 - 17 (80.9%)
2. [2] Richard HARTMANN	10	5	1	10 - 3 (76.92%)	65 - 32 (67.01%)
3. [1] Jahar PERSAD	8	4	2	9 - 5 (64.29%)	58 - 47 (55.24%)
4. Ryan VAN DER MERWE	6	3	3	7 - 6 (53.85%)	51 - 52 (49.51%)
5. Quintin BERGOVER	4	2	4	4 - 9 (30.77%)	32 - 60 (34.78%)
6. Clynton COTTON	2	1	5	3 - 10 (23.08%)	36 - 57 (38.71%)
7. Zakhe SHANGE	0	0	6	0 - 12 (0%)	23 - 72 (24.21%)